

SETRAC Regional EMS Wristband Program



TEXAS
Health and Human Services
Texas Department of State Health Services

(281) 822-4444 Opt. 2

1111 N. Loop West #160 Houston, TX 77008

www.setrac.org

Texas EMS Wristband Project

The Texas EMS Wristband Project is an initiative designed to enhance patient tracking, identification, and continuity of care across the prehospital and hospital settings during emergencies and mass casualty events. This project establishes a standardized, statewide approach to patient identification, improving real-time patient tracking, resource allocation, and data sharing between EMS, hospitals, and emergency response agencies.

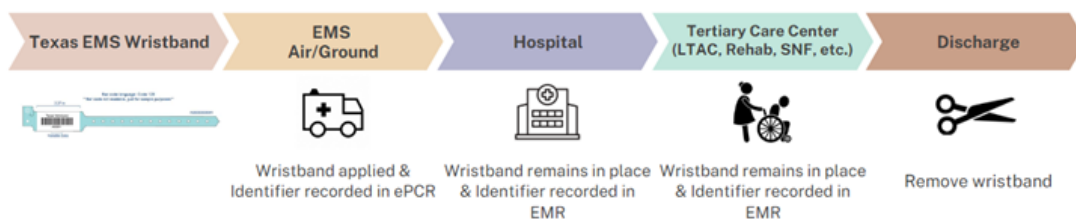
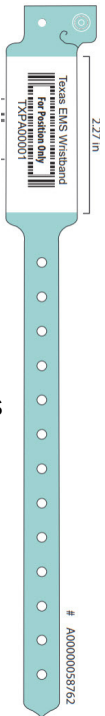
The project received funding through Senate Bill 500 (SB500) from the 86th Texas Legislature which was a 2019 supplemental appropriations bill that allocated funding to support trauma and emergency healthcare initiatives in Texas.

SETRAC Regional EMS Wristband Program

By implementing a wristband with a unique identifier, the Regional EMS Wristband Program streamlines patient flow during disasters and enhances data collection for quality improvement, reimbursement, and patient reunification efforts.

In the Southeast Texas region, the SouthEast Texas Regional Advisory Council (SETRAC) and the Regional Healthcare Preparedness Coalition (RHPC) are in support of this project and are actively working to facilitate regional program implementation and continued involvement in the region. This initiative aligns with broader disaster preparedness efforts and supports the state's emergency medical response framework. This program initiative assists in improving patient safety, accountability, and efficiency in both day-to-day EMS operations and large-scale emergencies.

The SouthEast Texas Regional Advisory Council recommends and encourages all member organizations follow and participate in the Regional EMS Wristband Program and adhere to the expectations and responsibilities outlined in the Wristband Information Page(s) for EMS Agencies and Hospital Partners. The Texas EMS Wristband will be expected to be used during any disaster or incident where patient tracking is imperative. The Texas Department of State Health Services (DSHS) Trauma Rules makes reference to the Texas EMS Wristband, primarily in Title 25, Part 1, Chapter 157, Rule §157.126(d)(4).






Texas EMS Wristband Information Page for EMS providers

Regional Responsibilities

- The SouthEast Texas Regional Advisory Council strongly recommends and encourages all member organizations to participate in the Texas EMS Wristband Project and fulfill the associated responsibilities.



Pre-Hospital/EMS Responsibilities

Daily Use:

- Place a Texas EMS Wristband on EVERY patient, EVERY day, by air or ground, transport or transfer to a destination facility. Preferentially place the wristband on the patient's left wrist to minimize facility procedure interference
- Upload the wristband's unique identifier via the Pulsara platform and send communications to the destination facility, preferably prior to arrival.
- Enter the wristband's unique identifier into a pre-identified, query-able National EMS Information System (NEMIS) compliant field within the EMS agency's electronic patient care report (ePCR).

Mass Casualty Event

- Follow all above Daily Use responsibilities and ensure patient is added to the incident name in Pulsara. *Scan the QR Code below to reference how to create, join, or add existing patients to an incident in Pulsara.*

Interfacility transfer:

- If the patient does not already have a wristband, apply an EMS wristband on the patient. Ensure the sending hospital records the unique identifier within their records before transport and record the unique identifier in the appropriate EMS ePCR field as identified.
- If a wristband is accidentally removed – place a new wristband on the patient, cover or cross out the new barcode and unique identifier and write the previous (original) wristband's unique identifier on the new wristband using a permanent marker.

Pulsara Incident Information






Texas EMS Wristband Information Page for Hospital providers

Regional Responsibilities

- The SouthEast Texas Regional Advisory Council strongly recommends and encourages all member organizations to participate in the Texas EMS Wristband Project and fulfill the associated responsibilities.



Hospital

Daily Use (Incoming EMS Patient):

- The wristband is to remain on the patient throughout care in the facility and is only removed at discharge to home or final disposition.
- When patients enter the facility with either a Texas EMS Wristband:
 - Acknowledge receipt of EMS communications via the Pulsara platform, preferably prior to EMS arrival.
 - Enter the wristband's unique identifier into the pre-identified query-able field within the facility's electronic health record (EHR).
 - If a wristband is accidentally removed – place a new wristband on the patient, cover or cross out the new barcode and unique identifier and write the previous (original) wristband's unique identifier on the new wristband using a permanent marker.

Mass Casualty Event:

- Follow all above Daily Use responsibilities and ensure patient is added to the incident name in Pulsara. *Scan the QR Code below to reference how to create, join, or add existing patients to an incident in Pulsara.*
- **If a patient arrives without an EMS wristband, apply a wristband and record in Pulsara to ensure regional patient tracking is occurring.**

Patient Transfers (Outgoing patients):

- If the patient does not already have a wristband, apply an EMS wristband on the patient and record the number in the EMR in the designated field.
- If a wristband is accidentally removed – place a new wristband on the patient, cover or cross out the new barcode and unique identifier and write the previous (original) wristband's unique identifier on the new wristband using a permanent marker.

Pulsara Incident Information

